


# Shaky Supper



**Supplies:** Plate, cup, bread & cones

**Instructions:** Children must balance a plate carrying a cup and bread and walk around an orange cone without dropping the plate. Older children use one hand to balance, while younger children can use both hands. After they complete the task, give them their egg.




# Coin Collecting



**Supplies:** Sand table, sand, plastic coins, and sand toys

**Instructions:** Children must dig through a tub of sand to find a plastic coin. Once they find a coin they can trade it for an egg.



# Rooster's Duck Pond




**Supplies:** Plastic Pool, ducks, and water

**Instructions:** Children must match two ducks by lifting them up and matching the shape on the bottom. Once they get one match, give them an egg.




# A "Stick"y Situation




**Supplies:** 16 sticks (4 with purple tips), 2 bucket, and sand.

**Instructions:** Children must pull stick and try to match the two sticks that have the painted, purple tips. Once they get the correct sticks, give them an egg.



# Cross Toss




**Supplies:** Plastic cups (two colors), foam board and plastic eggs.

**Instructions:** Children must toss a plastic egg and land in the cups that are shaped like a cross. Once they get two eggs in the cross, give them an egg.




# Hammer Time




**Supplies:** Styrofoam "Board", plastic hammer, and golf tees.

**Instructions:** Children must hammer a golf tee completed down into the styrofoam (racing against other children). Once the tee is nailed down, give them an egg.



# Roll it Away




**Supplies:** Giant dice

**Instructions:** Children must roll a giant dice until they land on a "3". Once they get a "3", give them an egg.




# In the Dark



**Supplies:** Sensory box or bag, Resurrection themed items

**Instructions:** Children must place their hand in a sensory bag or box and guess the boxes contents. Once they have correctly guessed the items (or tried to guess), give them an egg.



# Sponge Toss



**Supplies:** Bucket of water, sponges, sidewalk chalk target

**Instructions:** Two children must toss a sponge and get a higher score than the other child playing with them. The one with the higher score gets the egg first, then give the egg to the other child.




# Jesus Died For...



**Supplies:** Large piece of fabric, fabric markers

**Instructions:** Children must sign their name on the fabric. The fabric cloth says "Jesus died for...". Once they sign their name, give them an egg.



# Three Days Later



**Supplies:** Sidewalk chalk tic-tac-toe board, bean bags (two colors)

**Instructions:** Two children must play Tic-Tac-Toe using bean bags. The winning child get their egg first, the losing child second. If they tie, they get them at the same time.



# Jesus is Alive



**Supplies:** 2 actors, resurrection skit

**Instructions:** Children must sit through a brief skit about the empty tomb. Once they sit through the skit, they will get an egg at the end.

